



### Efficient and fast construction system

Semidetached or individual buildings

Not space is lost among board building

Sandwich of polyester with interior insulation

A design thought for farms

### Sanitary and easy to cleaning.

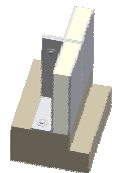
Totally smooth interior walls, without pores.  
Resistant materials to the corrosion

### For a perfect ventilation

Totally smooth ceiling without impediments for the air  
With our air intakes, we cause we circulate the air close to the ceiling.

### Energy savings.

Insulating with 4 cm of polyurethane panel  
Without thermal bridges.  
With the semidetached ships, less exterior surface, then less loss of heat.



### Rapidity and flexibility.

Pit manure of easy construction  
Fast construction  
Possibility to expand.  
Possibility of transfer.

### As a turn key farm




Equipped with the selection our better products.  
Ventilation of intermittent flow.  
Systems of security.  
Hot water or electrical heating  
Complete wiring Installation  
Complete water Installation

### Different construction forms

To do semidetached buildings as a traditional farms  
Long individual buildings  
Semidetached building to other existent constructions

### Infinity of applications

Weaning rooms  
Maternity rooms  
Farm entrances  
Showers and toilets  
Dining rooms  
Stores  
Parking



### Individual modular building

Lateral ventilation for individual modular building  
This disposition of the ventilation permits to do long buildings without damaging the distribution of the inlet air

- Normal measurements:
- Wide: 565 cm
  - Heights: 180 / 240 cm.
  - Long: multiples de 188 cm
  - Building of 3 : 560 cm.
  - Building of 4 : 749 cm.
  - Building of 5 : 937 cm.
  - Building of 6 : 1125 cm.
  - Building of 8 : 1502 cm.
  - Building of 10 : 1879 cm.

### Supplies:

- Turn key
- Automatic feeding system
- Water installation
- Electricity installation
- Heating installation

### Easy to transport

- Building, 5,6m by 5,6m
- Transport volume = 8,44 m<sup>3</sup>
- 3 packages of:
  - 1,9 x 2,0 x 0,6 m
  - 1,9 x 3,0 x 0,6 m
  - 1,9 x 2,4 x 0,6 m

### Side by side modular buildings

Intermediate wall shared  
It facilitates the management  
Save energy  
Possibility of walkway covered  
Facility to pass installations, we pass from a room to the following one

### Normal measures:

- Long: multiple of 188 cm
- Building of 4 : 640 cm.
- Building of 6 : 960 cm.
- Building of 8 : 1280 cm.

- Heights: Minimum 200 cm.
- Long: multiple of 565 cm
- 1 Building : 565 cm.
- 2 Buildings : 1130 cm.
- 3 Buildings : 1695 cm.
- 4 Buildings : 2260 cm.

### Pit manure of easy construction.

Fund of pit manure to level.  
Backups for floors and medium al same level

